












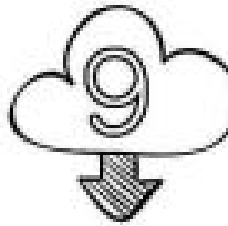




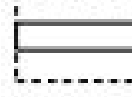























GUÍA DE TRABAJO EN CASA
MATEMÁTICAS

1. ESCRITURA DE NÚMEROS.

- *Instrucciones: escriba los números en el espacio designado según corresponda.*


2. ANTERIOR Y POSTERIOR.

- Instrucciones: escriba el número anterior y posterior de cada caso.



3. RELACIÓN DE CANTIDAD.

- Instrucciones: relacione cada número con la cantidad que se indica.





Colegio Jose M
Balmaceda
CORMUN RANCAGUA